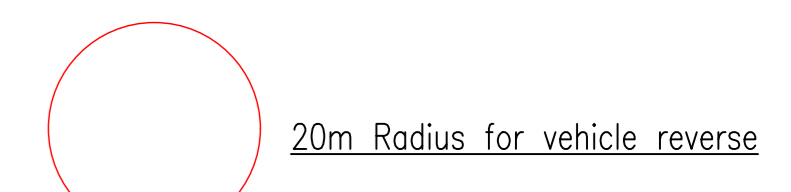
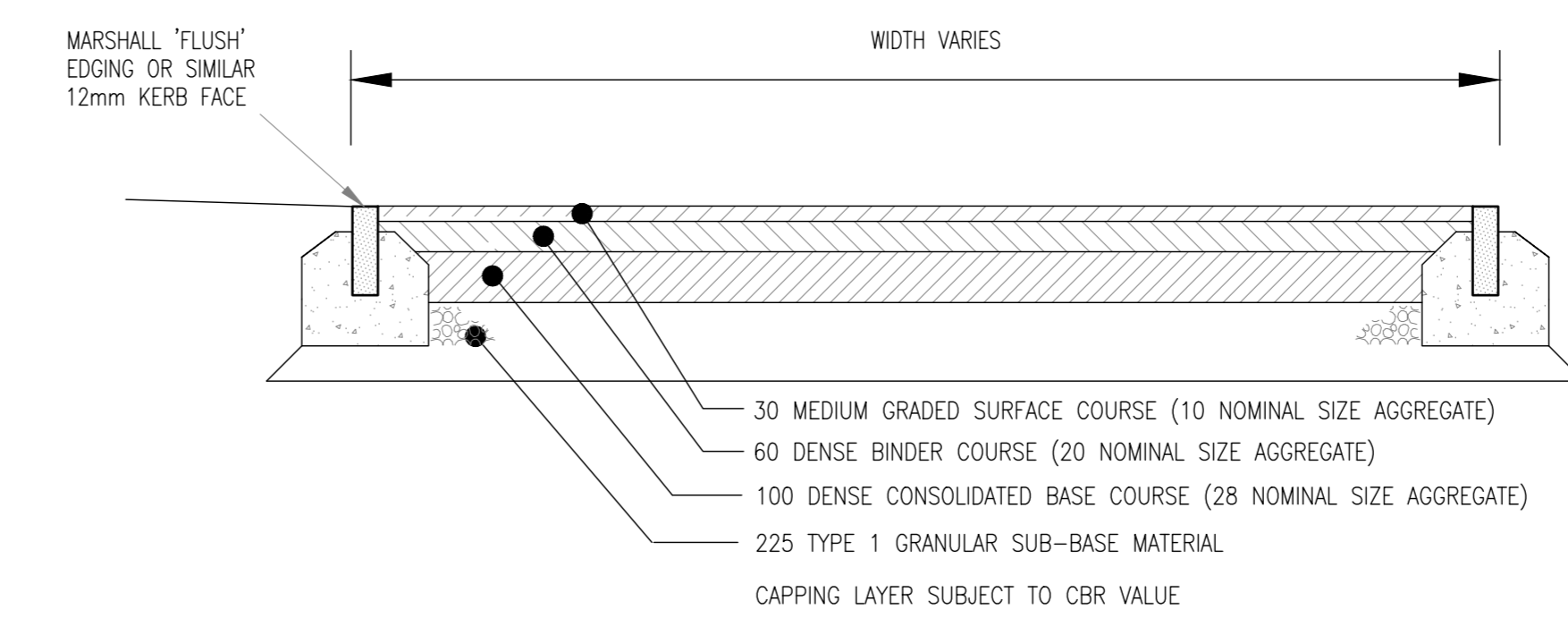
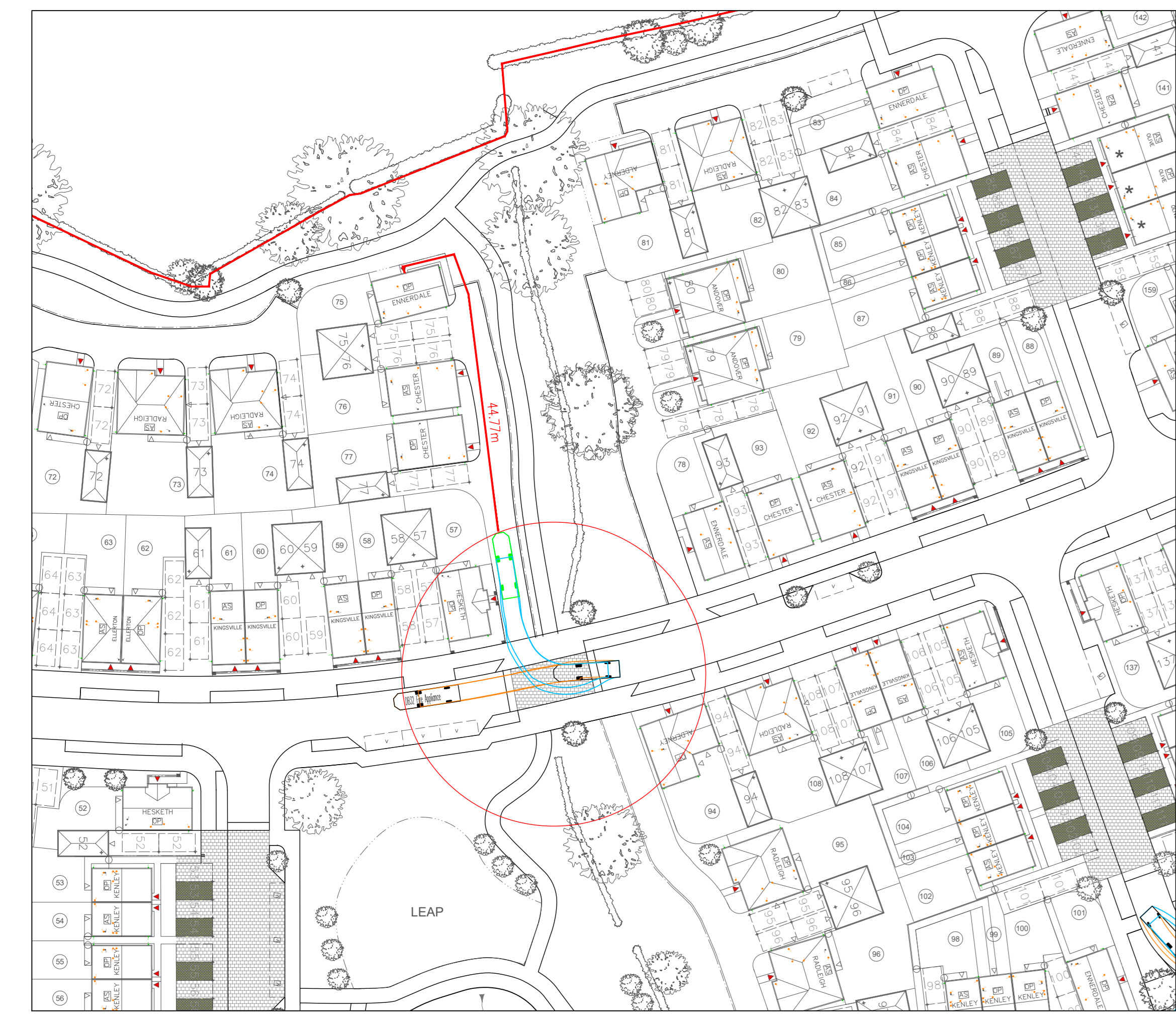
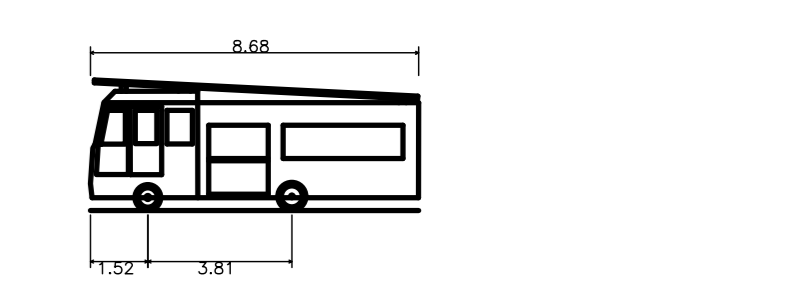


- GENERAL NOTES**
1. Do Not Scale
 2. The contractor is to check and verify all buildings and site dimensions and levels, including sewer invert levels, before works start on site. The contractor is to comply in all aspects with the current building legislation, British Standards, building regulations etc.
 3. Positions of existing services/statutory undertakers apparatus adjacent to or crossing proposed excavations are to be checked by the contractor prior to starting work
 4. This drawing is to be read in conjunction with and checked against all other drawings, Engineering Details, Specification and any structural, geotechnical or other specialist document provided. Any anomaly or contradiction between any of the above is to be reported to BDW South Wales.
 5. This drawing is schematic for clarity only, positions of pipe runs and manholes may vary on site due to site conditions.



DRIVES THAT MAY NEED EMERGENCY ACCESS, TO BE CONSTRUCTED IN ACCORDANCE WITH DETAIL BELOW AND BE MINIMUM 3.7m WIDE



Sub grade Equilibrium CBR	<2%	2-5%	>5%
Sub-Base thickness	150mm	150mm	250mm
Capping Layer	600mm	350mm	-

If the sub grade is frost susceptible the pavement shall comprise of a minimum 450mm thickness of material not susceptible to frost action.

TYPICAL MULTI ACCESS DRIVE INCLUDING EMERGENCY VEHICLES CONSTRUCTION DETAIL
 NB: TO BARRATT HOMES TRADE SPECIFICATION

Project: Llewellyn Road Penlergaer

Client: BARRATT HOMES

Drawing: Fire Tender Tracking

Scale: 1:250 @ A3 Date: April 2021 Drawn by: jpb

Drawing No: 10289 - 502 Rev: -

PHOENIX DESIGN PARTNERSHIP LTD.
 Unit 8, Westway Garage, Westway Park, Llanelli, Carmarthenshire, SA31 3BA, UK
 Tel: 01552 47999 Fax: 01552 205071
 Email: enquiries@phoenixdesign.co.uk Website: www.phoenixdesign.co.uk

This drawing is the copyright of Phoenix Design Partnership Ltd. No liability will be accepted for amendments by others to either the printed or digital format.

Dwg Status: **PLANNING**